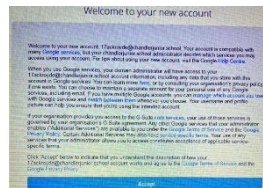


WELCOME TO GOOGLE CLASSROOM AT THE CHANDLER




SETTING UP GOOGLE CLASSROOM

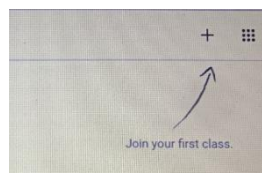
- Click on the link [Google Classroom](#)
- Enter the email and password you have been given
- Click accept



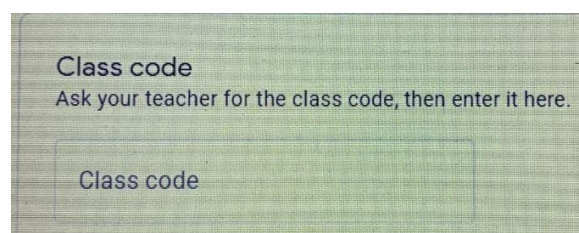
- Choose student



- Click on the + sign, top right



- Lastly, enter the 7 digit and letter code the teacher has given you or if your teacher has already invited you, click join.



- Now you are ready to access your homework.

There are lots of YouTube videos that have some top tips on using Google Classroom, here are a few that may help.

<https://www.youtube.com/watch?v=gSxNLaWm74g>

<https://www.youtube.com/watch?v=G5P7nVbQWJc>

<https://www.youtube.com/watch?v=o4JeCTfhvnl&t=22s>